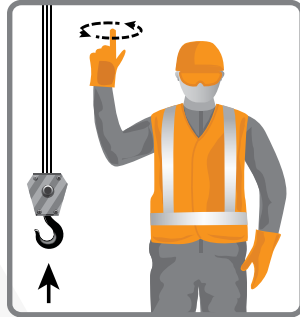


Hand Signals for Cab-Controlled Cranes

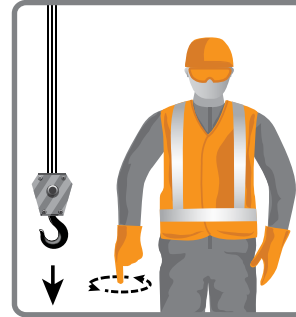
Whenever an overhead crane is controlled from a cab, the crane operator should rely on a floor person to direct the movement of loads. Both the operator and the floor person should learn and use industry-standard hand signals to ensure clear communication. The crane operator should only follow instructions from the designated floor person, with one exception: an "emergency stop" signal should always be obeyed, no matter who gives it.

These are the nine most common hand signals for overhead cranes. All signals to be used should be agreed upon by the operator and floor person before work begins. ➤



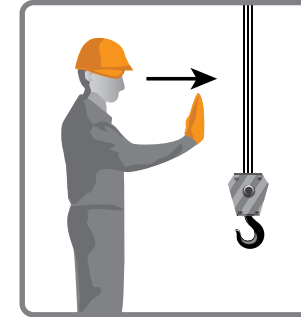
HOIST (RAISE)

Raise one arm and index finger, pointing up, and move hand in a small horizontal circle.



LOWER

Lower one arm and index finger, pointing down, and move hand in a small horizontal circle.



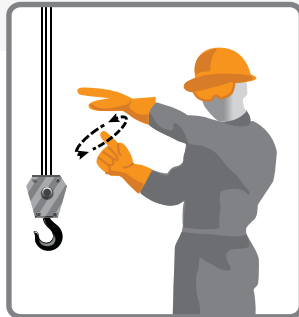
BRIDGE TRAVEL

With arms forward and hands open, make a pushing motion in the direction of intended travel.



TROLLEY TRAVEL

With palm up and fingers closed, extend thumb and jerk hand in the direction of intended travel.



MOVE SLOWLY

Make any movement signal with one hand, holding the other hand motionless over it.



STOP

Extend one arm, palm down, and swing arm back and forth.



EMERGENCY STOP

Extend both arms with palms down, and swing both arms back and forth.



MULTIPLE HOIST CRANES

Raise a number of fingers to indicate which hoist is to be used.



MAGNET DISCONNECTED

Extend both arms to the sides, with palms facing up. (Only the operator should give this signal.)

Scan Now! Learn what the DL9000 Print Station can do for you! ➤





When it comes to Safety Signs **BIGGER IS BETTER**



DuraLabel 9000 Print Station

- Network independent for remote site operations
- Templates for OSHA compliance, arc flash, and pipe marking
- Labels and signs 4" to 9" wide and up to 100" long
- Safety compliance software with 1,800+ symbol library

Protect yourself with safety gloves, harnesses, hearing protection, helmets, and eye protection.

Call 877.534.5157 for a Facility Safety Equipment catalog, or visit us online at GraphicProducts.com/fse



Graphic Products® and DuraLabel® are Registered Trademarks of Graphic Products, Inc.
©2014 Graphic Products, Inc. All rights reserved.

Contact us today for visual safety solutions

877.534.5157 | DuraLabel.com